

The Skyscraper Center









The Global Tall Building Database of the CTBUH



This PDF was downloaded from The Skyscraper Center on 2018/01/11 UTC
For the most up to date version, please visit <http://skyscrapercenter.com>

Building List

All Regions, All Companies, 200m+, 1960-1970

 Completed	 Architecturally Topped Out	 Structurally Topped Out	 Under Construction	 On Hold	 Never Completed	 Proposed	 Vision	 Demolished
--	--	---	--	---	--	--	--	--

#	Building Name	City	Height (m)	Height (ft)	Floors	Completed	Material	Use
1	John Hancock Center	Chicago	343.7	1,128	100	1969	steel	residential / office
2	Chase Tower	Chicago	264.6	868	61	1969	steel	office
3	U.S. Steel Tower	Pittsburgh	256.3	841	64	1970	steel	office
4	28 Liberty	New York City	247.8	813	60	1961	steel	office / retail
5	MetLife Building	New York City	246.3	808	59	1963	steel	office
6	555 California Street	San Francisco	237.4	779	52	1969	steel	office
7	Prudential Tower	Boston	228.6	750	52	1964	steel	office
8	TD Tower	Toronto	222.8	731	56	1967	steel	office
9	One Shell Plaza	Houston	217.6	714	50	1970	concrete	office
10	JPMorgan Chase Tower	New York City	215.5	707	52	1960	steel	office
11	General Motors Building	New York City	214.9	705	50	1968	steel	office
12	Marine Midland Building	New York City	209.7	688	52	1967	steel	office
13	277 Park Avenue	New York City	209.4	687	50	1963	steel	office
14	Paramount Plaza	New York City	204.2	670	48	1970	steel	office